



Men of the Trees St Barbe Grove Nursery Hazelmere

	Botanical name	Common Name	Maximum Size (m)	Flower Colour	Min Rainfall (mm)	Dry	Moist	Soil	Fauna Attracting	Salt tolerant	Seasons	Wind Break	Urban Garden	Comments
<b>Acacia</b>														
	<i>acuminata</i>	Jam	5	Y	300	*	*	L	B			*		Timber. N-fixing
	<i>celestifolia</i>	Glowing wattle	3	Y	500	*	*	G			Wi	*	*	N-fixing
	<i>cochlearis</i>	Coastal wattle	2	Y	400			L,C						N-fixing
	<i>cyclops</i>	Red-eyed Wattle	4	Y	400	*	*	S,L	B		Sp	*		N-fixing
	<i>denticulosa</i>	Sandpaper wattle	2	Y	300	*	*	S,Gr			WSp	*		Unusual foliage. N-fixing
	<i>dentifera</i>	Toothed Acacia	3	Y	500			L,C	B		Sp	*		Ornamental. N-fixing
	<i>hermiteles</i>	Tan Wattle	2	Y	350	*	*	L,C			Sp	*	*	N-fixing
	<i>microbotrya</i>	Manna wattle	5	Y	300	*	*	most			Su	*		N-fixing
	<i>meisneri</i>		3	Y	450	*	*	most						N-fixing
	<i>lasiocarpa</i>	Dune Moses	1	Y	400	*	*	S,G	B	*	Wi	*		N-fixing
	<i>pulchella</i>	Western Prickly Moses	1	Y	550	*	*	S,G,L	B		Wi	*		Prickly. N-fixing
	<i>rostelifera</i>	Summer-scented Wattle	5	Y	450	*	*	S,L	B	*	Sp	*	*	Lime tolerant. N-fixing
	<i>saligna</i>	Koojong	6	Y	400	*	*	ALL	Bu		Sp	*		Fast growing. N-fixing
	<i>sessilis</i>		1.5	Y	350	*	*	S			Sp	*		Prickly. N-fixing
	<i>stenoptera</i>	Narrow-winged Wattle	0.5-1	Y	400	*	*	S			Au	*		Ornamental. N-fixing
	<i>urophylla</i>	Net-leafed wattle	3	Y	600	*	*	L	B		WSp	*	*	Good screen. N-fixing
	<i>wildenowiana</i>	Grass wattle	1	Y	500	*	*	S,G,L			WSp	*		Ornamental. N-fixing
<b>Actinostrobus</b>														
	<i>pyramidalis</i>	Swamp cypress	4		500		*	most	B	*	S	*	*	Attractive cones
<b>Agonis</b>														
	<i>flexuosa</i>	WA Peppermint	8-15	W	500	*	*	most	BP		Sp	*	*	Lime tolerant
<b>Allocasuarina</b>														
	<i>fraseriana</i>	Sheoak	10	R	700	*		S,L,G			WSp	*		Fine timber
	<i>huegeliana</i>	Rock Sheoak	10	R	300	*		Gr			WSp	*		Fine timber
	<i>humilis</i>	Dwarf Sheoak	2	OR	250	*		S,G,C			WSp	*	*	
	<i>lehmanniana</i>	Dune Sheoak	4	R	450	*	*	S,G,C			All	*		
<b>Anigozanthos</b>														
	<i>flavidus</i>	Tall Kangaroo Paw	1-2	Y/G	800		*	S,G,C	B		Su	*		Best in moist soil
	<i>humilis</i>	Cats Paw	0.5	Y/O	300	*		S,L,G,C	B		Sp	*		
	<i>manglesii</i>	Red & Green Kang Paw	1	R/G	250	*		S,L	B		Sp	*		State Floral Emblem
	<i>viridis</i>	Green Kangaroo Paw	0.5	G	450	*		S,L,C	B		Sp	*		Freq. division recomm.
<b>Astartea</b>														
	<i>scoparia</i>		2	Pk	500		*	S,L			Su	*		Waterlogging tolerant
<b>Banksia</b>														
	<i>attenuata</i>	Candle Banksia	8	Y	400	*		S,L	B		Sp	*	*	Fire resistant
	<i>grandis</i>	Bull Banksia	8	Y	600	*		S	B		Sp	*	*	Frost resistant
	<i>hookeriana</i>	Hooker's Banksia	3	YO	400	*		S	B		A-Sp	*	*	
	<i>littoralis</i>	Swamp Banksia	15	Y	600	*		S	Be		Wi	*	*	Soil erosion control
	<i>menziesii</i>	Firewood Banksia	15	R	300	*		S	B		Au	*		Ornamental. Cut flowers
	<i>prionotes</i>	Acorn Banksia	12	O	350	*		S	B		Au	*		Acidic or alkaline soils
<b>Billardiera</b>														
	<i>fusiformis</i>	Bluebell. (Was <i>Sollya</i> )	1.5	Bl	600	*	*	most			Su	*		Scrambler. Berries
<b>Bossiaea</b>														
	<i>eriocarpa</i>	Common Brown Pea	1	Br/Y		*		S	B	PS	Sp	*		N-fixing
<b>Callistemon</b>														
	<i>phoeniceus</i>	Lesser Bottlebrush	4	R	250	*		S,G	B	*	SpSu	*	*	Waterlogging tolerant
<b>Callitris</b>														
	<i>preissii</i>	Rottnest Island Pine	8	BrO	250	*		S,L,G,C-L		*	Su	*	*	Shelter
<b>Calothamnus</b>														


Men of the Trees St Barbe Grove Nursery Hazelmere

	Botanical name	Common Name	Maximum Size (m)	Flower Colour	Min Rainfall (mm)	Dry	Moist	Soil	Fauna Attracting	Salt tolerant	Seasons	Wind Break	Urban Garden	Comments
	<i>hirsutus</i>	Hawkeswood	1.5	R	450	*	*	S,L,C,G,Gr	B		SpSu		*	
	<i>lateralis</i>		1.5	R	500	*	*	S,C	B		SpSu		*	Peaty ground/swamps
	<i>quadrifidus</i>	One-sided Bottlebrush	2	R	300	*	*	most	B		SpSu	*	*	
	<i>rupestris</i>	Mouse Ears	3	RPk	500	*	*	G,Gr	B		SpSu	*	*	
	<i>sanguineus</i>	Silky Leaved Blood Flower	1.5	R	500	*	*	S,G	B		WSp		*	
	<b>Casuarina</b>													
	<i>obesa</i>	Salt Sheoak	10	R	250	*	*	S,C			Su	*		Waterlogging tolerant
	<b>Chamalaucium</b>													
	<i>uncinatum (c)</i>	Geraldton wax	3	Pk	400	*	*	S,L,G			Sp	*	*	
	<b>Chorizema</b>													
	<i>cordatum</i>	Heart-leaved Flame Pea	1.5	O/Pk	500	*	*	L,G,Gr			WSp		*	Light climber. N-fixing
	<i>ilicifolium</i>	Holly leaf flame pea	0.4	O/R	500	*	*	S			WSp		*	Limestone. N-fixing
	<b>Conostylis</b>													
	<i>aculeata</i>	Prickly Conostylis	0.5	Y	350	*	*	S,L,G	Bu		Sp		*	Hardy
	<i>candicans</i>	Grey Cottonheads	0.5	Y	350	*	*	S	Bu		Sp		*	Ornamental. Containers
	<b>Corymbia</b>													
	<i>calophylla</i>	Marri	25	W	500	*	*	S,L,G	B		Su	*		Slightly acidic soils
	<i>ficifolia</i>	Red Flowering Gum	10	RPkO	700	*	*	S,L,G	B		Su	*		Acidic
	<b>Darwinia</b>													
	<i>citriodora (c)</i>	Lemon Scented Darwinia	1.5	Y/R	700	*	*	G,Gr	B		WSp		*	
	<i>citriodora (c)</i>	Prostrate Form	0.5											
	<b>Daviesia</b>													
	<i>cordata</i>	Bookleaf	2	Y/RO	600	*	*	L,G,Gr			SpSu		*	N-fixing
	<i>decurrens</i>	Prickly Bitter Pea	1	O/R	500	*	*	L,G			Sp		*	Prickly. N-fixing
	<i>divaricata</i>	Marno	2	O/RBr	500	*	*	S,G,L			Sp		*	Prickly. N-fixing
	<b>Dodonaea</b>													
	<i>hackettiana</i>	Hackett's Hop-bush	1.5	RYG	700	*	*	S			Wi	*	*	Coastal. Limestone
	<i>viscosa</i>	Sticky Hop Bush	1.5		250	*	*	S,L,C,Gr			Wi	*	*	Attractive pods
	<b>Eremaea</b>													
	<i>pauciflora</i>	Orange Flowered Eremaea	2	O	250	*	*	S,L,S-C,G,Gr	B		Sp	*	*	Colourful. Prune
	<b>Eremophila</b>													
	<i>calorhabdos (c)</i>	Red Rod	2	PkR	250	*	*	S,L,C	B		SpSu		*	Spindley feature plant
	<i>glabra (c)</i>	Common Emu-bush	1.5	YO	250	*	*	most	B		SpSu		*	Prune.
	<b>Eucalyptus</b>													
	<i>accedens</i>	Powderbark Wandoo	15	WC	400	*	*	G,C-L	B		Su			Attractive bark
	<i>albida</i>	White-leaved Mallee	4	W	300	*	*	SG	B		Su			White bark
	<i>argyphaea</i>	Silver Mallet	15	W	300	*	*	SS-CS-L	B		Su			Silver bark
	<i>caesia</i>	Caesia	2-10	PkR	250	*	*	S,Gr	B		WiSp	*	*	Weeping ornamental
	<i>camaldulensis</i>	River Red Gum (WA)	20	Wh	250	*	*	S,S-L	B	*	SpSu			
	<i>clivicola</i>	Green Mallet	13	Y	400	*	*	G,C-L	B		SuA			
	<i>decipiens</i>	Redheart, Moit	8	W	400	*	*	S,S-C,G-L	B		Sp	*		Waterlogging
	<i>drummondii</i>	Drummond's Gum	5	WC	450	*	*	L,G,Gr	B		Su	*	*	
	<i>erythrocorys</i>	Illyarrie	3-8	Y	400	*	*	S	B		Su		*	Limestone
	<i>erythronema</i>	Red-flowered Mallee	6	RW	350	*	*	S-C,C	B		SpSu	*		
	<i>forestiana</i>	Fuchsia Gum	5	Y	400	*	*	S,S-C,C	B		SuA		*	Attractive fruit
	<i>gardneri</i>	Blue Mallet	10	YC	350	*	*	G,C-L	B		Su			
	<i>gomphocephala</i>	Tuart	30	C	500	*	*	S	B		Su			Limestone
	<i>laeliae</i>	Darling Range Ghost Gum	20	W	900	*	*	S-C,S-L,Gr	B		Su			Smog tolerant. Parks
	<i>lane-poolei</i>	Salmon White Gum	12	CW	500	*	*	S,S-L,G,Gr	B		AWi			Parks & roadside
	<i>lehmanii</i>	Bushy Yate	7	G	500	*	*	S,G,L,Gr	B		SuA	*	*	


Men of the Trees St Barbe Grove Nursery Hazelmere

	Botanical name	Common Name	Maximum Size (m)	Flower Colour	Min Rainfall (mm)	Dry	Moist	Soil	Fauna Attracting	Salt tolerant	Seasons	Wind Break	Urban Garden	Comments
	<i>leucoxydon</i>	Red-flowering Yellow Gum	15	RPk	500	*	*	most	B		Au	*	*	var. <i>rosea</i> (not WA)
	<i>loxophleba</i>	York Gum	15	W	350	*	*	S-L,L,C-L,Gr	B	*	Sp			Subsp <i>loxophleba</i>
	<i>macrocarpa</i>	Mottlecak	2-5	R	400	*	*	S,S-L	B		SpSu	*	*	Huge flowers
	<i>marginata</i>	Jarrah	30	CW	500	*	*	S,S-L,C-L,G	B		Sp			Sawn timber
	<i>patens</i>	Yarri, Swan River Blackbutt	25	WC	800	*	*	L,G-L,S-C	B		SpSu			Sawn timber
	<i>preissiana</i>	Bell Fruited Mallee	3	Y	600	*	*	S,S-C,G	B		Sp			
	<i>pyriformis</i>	Pear-fruited Mallee	5	RWCY	400	*	*	S,G	B		WSp	*	*	Attractive large fruit
	<i>rudis</i>	Flooded Gum	20	W	450	*	*	L,C-L,C	B	*	Sp			
	<i>salmonophloia</i>	Salmon Gum	30	WC	250	*	*	C-L,C	B		Sp			Attr bark. Sawn Timber
	<i>salubris</i>	Gimlet	15	WC	251	*	*	S-L,S-C,C-L	B		SpSu			Sawn Timber
	<i>sargentii</i>	Salt River Gum	12	WYC	350	*	*	S-C,C-L,C	B	*	Sp			
	<i>spathulata</i>	Swamp Mallet	8	W	350	*	*	S,S-C	B	*	Su	*		
	<i>talyuberlup</i>	Pretty Yate	8	YG	600	*	*	C-L	B		WSp	*	*	
	<i>todtiana</i>	Coastal Blackbutt	8	WC	400	*	*	S	B		Su	*		Well drained sl acidic
	<i>torquata</i>	Coral Gum	10	Pk	250	*	*	most	B		Sp	*	*	Long-flowering
	<i>utilis</i>	(was <i>E. platypus</i> var <i>het</i> )	10	CW	500	*	*	S,S-C,Gr	B		SpSu	*	*	Fast growing
	<i>vegrandis</i>	Swamp Mallee	6	CW	350	*	*	S,S-C	B	*	Su	*		
	<i>wandoo</i>	Wandoo	25	Cr	400	*	*	S-L,C-L,G,Gr	B		SuA	*		Timber
	<b>Ficinia</b>													
	<i>nodosa</i>	Knotted Club-rush	1	Br	400	*	*	S,S-C,Gr			SpSu		*	Sedge. Limestone
	<b>Gastrolobium</b>													
	<i>capitatum</i>	Bacon & Eggs (was <i>Nemcia</i> )	1	O/Y	500	*	*	S,L,G,Gr			Sp			N-fixing
	<i>ebracteolatum</i>	River Pea (was <i>Oxylobium</i> )	4	Y/Pu	500	*	*	L,S-L			Sp			N-fixing
	<b>Gompholobium</b>													
	<i>tomentosum</i>	Hairy Yellow Pea	1	Y	300	*	*	S,S-C,S-G			Sp		*	N-fixing
	<b>Grevillea</b>													
	<i>crithmifolia (c)</i>		1	WPk	700	*	*	S	B		WSp		*	Limestone
	<i>obtusifolia (c)</i>	Gingin Gem	0.5	R	700	*	*	S,S-C	B		Sp		*	Prostrate form
	<i>olivacea (c)</i>	Olive Grevillea	3	RPk	600	*	*	S	B		W	*	*	Limestone
	<i>preisii (c)</i>	Spider Net Grevillea	2	OR	500	*	*	S,S-C	B		W		*	Limestone
	<i>vestita (c)</i>		2.5	Pk	500	*	*	S,Gr	B		WSp	*	*	Vigorous. Limestone
	<b>Guichenotia</b>													
	<i>ledifolia</i>		1.5	BPUk	400	*	*	S,Gr			W		*	Limestone
	<b>Hakea</b>													
	<i>cristata</i>	Snail Hakea	2	W	700	*	*	Gr,G	B		W	*	*	Ornamental. Light prune
	<i>erinacea</i>	Hedge-hog Hakea	1.5	WCYP	500	*	*	S,Gr,G	B		WSp	*	*	Hedging. Light prune
	<i>francisiana</i>	Emu Tree	5	PkR	250	*	*	S,S-C,L,C,G	B		WSp	*		
	<i>incrassata</i>	Marble Hakea	1	WCPk	300	*	*	S,G,Gr	B		WSp			
	<i>laurina</i>	Pincushion Hakea	6	RP	400	*	*	S,S-C	B		WA	*	*	Prune to shape.Perfumed
	<i>lissocarpha</i>	Honey Bush	1.5	W	400	*	*	S,S-L,G,Gr	B		Wi	*	*	Low wind break .Prune
	<i>marginata</i>		1.5	W	400	*	*	S-GS-LS-C	B		Sp		*	
	<i>multilineata</i>	Grass-leaved Hakea	5	Pk	300	*	*	S,G	B		WSp	*	*	Acidic, well drained soil
	<i>petiolaris</i>	Sea Urchin Hakea	5	PC	350	*	*	L,Gr	B		Au	*	*	Acidic, well drained soil
	<i>preisii</i>	Needle Tree	6	YG	250	*	*	S,L,S-C	B	*	Sp	*		Prickly
	<i>prostrata</i>	Harsh Hakea	3	WC	350	*	*	S,L,G,Gr	B		Sp	*		Strong perfume. Prickly
	<i>ruscifolia</i>	Candle-spike Hakea	2	W	400	*	*	S,G,C	B		SuA	*		Scented. Screening
	<i>trifurcata</i>	Two-Leaf Hakea	2.5	WC	350	*	*	S,G,L	B		WSp	*	*	Scented. Fast growing
	<i>undulata</i>	Wavy-Leaved Hakea	2.5	W	400	*	*	S,C,L,G	B		WSp	*	*	Screen. Fast growing
	<i>varia</i>	Variable-Leaved Hakea	2.5	WCY	600	*	*	L-S,C-L,G	B		WSp	*	*	Scented. Suits all soils

Men of the Trees St Barbe Grove Nursery Hazelmere

	Botanical name	Common Name	Maximum Size (m)	Flower Colour	Min Rainfall (mm)	Dry	Moist	Soil	Fauna Attracting	Salt tolerant	Seasons	Wind Break	Urban Garden	Comments
	<b>Hardenbergia</b>													
	<i>comptoniana</i>	Native Wisteria	Clmbr	BIPu	500	*	*	S,L			WSp		*	Vigorous. N-Fix. Well-dr.
	<b>Hemiandra</b>													
	<i>pungens (c)</i>	Snakebush	Pros	WPuPk	500	*		most	Bu		all		*	Ornamental. Prickly
	<b>Hypocalymma</b>													
	<i>angustifolium</i>	White Myrtle	1.5	W	500	*	*	S,S-C			Sp		*	
	<b>Jacksonia</b>													
	<i>floribunda</i>	Holly Pea	2.5	Y/OR	600	*		S,G			Su			N-fixing. Prickly
	<i>furcellata</i>	Grey Stinkwood	4	Y/O	600	*	*	S			SpSu		*	N-fixing. Prickly
	<i>sternbergiana</i>	Green Stinkwood	4	Y/O	600	*	*	S	Bu		Su		*	N-fixing
	<b>Kennedia</b>													
	<i>coccinea</i>	Coral Vine	Clmbr	O/PkR	600	*		S			Sp		*	N-fixing
	<i>nigricans</i>	Black Kennedia	Clmbr	Blk/Y	600	*	*	S					*	N-fixing
	<i>prostrata</i>	Running Postman	Pros	R	500	*		S,G	Bu		WSp		*	N-fixing
	<b>Kunzea</b>													
	<i>baxteri</i>	Crimson Kunzea	4	R	600	*		S,Gr	B		Asu		*	Exposed coastal
	<i>ericifolia</i>	Spearwood	4	YCW	400	*	*	S,L-S	B		Sp	*	*	Hedging. Prune
	<i>recurva</i>	Pink Kunzea	2	PkPu	600	*	*	most	B		Sp		*	Hedging. Prune
	<b>Leptospermum</b>													
	<i>erubescens</i>	Roadside Teatree	2	WP	250	*		S,G	Bu		WSp		*	Hedging. Tol. pt shade
	<b>Leucophyta</b>													
	<i>brownii (c)</i>	Cushion Bush	1	Y	700	*		S,S-C,Gr			Su		*	Do NOT overwater
	<b>Melaleuca</b>													
	<i>cordata</i>		1.5	PuPk	250	*		S,G	B		WSp		*	
	<i>cuticularis</i>	Saltwater Paperbark	7	WC	450		*	S,C	B	*	W			Acid, Salt tolerant
	<i>densa</i>		3	CY	600		*	S,C	B		Sp			
	<i>diosmifolia</i>		3	G	600	*		S,S-C,Gr	B		Sp			
	<i>elliptica</i>	Granite Bottlebrush	4	R	300	*		S,Gr	B		WSp			
	<i>filifolia</i>	Wiry Honeymyrtle	2.5	Pk	300	*		L,G	B		Sp			
	<i>fulgens</i>	Scarlet Honeymyrtle	2	RPkW	300	*		S,L,G,Gr	B		SpSu		*	Tip prune
	<i>hamata</i>		4	Y	250	*	*	L,S,C,G,Gr	B		Sp	*		
	<i>hamulosa</i>		4	WPk	300	*	*	S,Gr	B	*	SpSu	*	*	Alkaline
	<i>huegelii</i>	Chenille Honeymyrtle	5	PkW	400	*		S	B		Sp	*	*	Coastal. Limestone
	<i>incana</i>	Grey Honeymyrtle	5	WCY	600	*		S,S-C,G	B		WSp			
	<i>lanceolata</i>	Rottnest Teatree	8	WC	300	*		C,L,S	B		SuAu	*		
	<i>lateriflora</i>	Gorada	6	WC	300	*		S,S-C,C	B	*	Su	*		
	<i>lateritia</i>	Robin Redbreast Bush	2.5	R	600	*		C,S-C,S-L	B		SpSu	*	*	Hedge. Prune
	<i>nesophila</i>	Mindiyed	2.5	PkPu	500	*		S	B		SpSu	*	*	Exposed coastal
	<i>pauciflora</i>		1.5	WC	700	*		S	B		Su		*	
	<i>preissiana</i>	Moonah	8	YCW	600	*		S,S-L	B		Su			Reveg swamp areas
	<i>radula</i>	Graceful Honeymyrtle	2.5	PkPuW	400	*		S,G,Gr	B		Wi		*	Good hedge. Prune.
	<i>rhaphiophylla</i>	Swamp Paperbark	10	WC	500	*		S,C	B		Sp			
	<i>scabra</i>	Rough Honeymyrtle	1.5	PkRPu	500	*		S,C,G	B		AuSp		*	Coastal. low hedging
	<i>seriata</i>		1	PkPu	500	*	*	SC-LC	B		Sp		*	Tip prune or hard prune
	<i>systema</i>	was <i>M. acerosa</i>	2	YC	500	*		S	B		Wi	*	*	Limestone. Scented
	<i>teretifolia</i>	Banbar	5	WCPk	550	*		S,C	B		SpSu	*	*	Scented
	<i>thymoides</i>		2	CY	500	*		S,Gr	B		SpSu		*	
	<i>trichophylla</i>	Rough Honeymyrtle	1	PuPk	450	*		S,G	B		Sp		*	Acidic to low alkalinity
	<i>urceolaris</i>		1.5	CY	450	*		S,G,Gr	B		Sp	*		

Men of the Trees St Barbe Grove Nursery Hazelmere

	Botanical name	Common Name	Maximum Size (m)	Flower Colour	Min Rainfall (mm)	Dry	Moist	Soil	Fauna Attracting	Salt tolerant	Seasons	Wind Break	Urban Garden	Comments
	<i>viminea</i>	Mohan	5	WC	600		*	S,C	B		Wi	*		
	<b>Orthrothansus</b>													
	<i>laxus</i>	Morning Iris	0.5	Bl	600	*		S,S-L,G			Sp		*	
	<b>Paraserianthes</b>													
	<i>lophantha</i>	Albizia	7	YG	600		*	S,Gr,C-L	B		Wi	*	*	Fast grower. N-fixing
	<b>Patersonia</b>													
	<i>occidentalis</i>	Purple Flag	1	Pu	500	*	*	most			Sp		*	Ornamental. Ponds
	<b>Pericalymma</b>													
	<i>ellipticum</i>	Swamp Teatree	3	WPk	600		*	S,C-S,G			SpSu			
	<b>Pimelea</b>													
	<i>ferruginea ( c )</i>	Coastal Banjine	1	Pk	600	*		Coastal	Bu		SpSu		*	Prune after flowering
	<b>Regelia</b>													
	<i>ciliata</i>		2	Pk	600	*	*	S	B		all		*	Hedging. Prune regularly
	<i>inops</i>		2.5	PkPuBl	500	*	*	S	B		Sp-Au		*	Hedging. Prune as req.
	<b>Rhagodia</b>													
	<i>baccata</i>	Berry Saltbush	1.5	CY	600	*		Coastal	B	*	Su		*	Red Berries. Spreading
	<b>Ricinocarpos</b>													
	<i>glaucus ( c )</i>	Wedding Bush	4	W	700	*		S,L,G,Gr			Sp	*	*	Profuse flowers
	<b>Scaevola</b>													
	<i>crassifolia ( c )</i>	Thick-Leaved Fan-Flower	1.5	Bl	300	*		Coastal	B	*	WiSp		*	Limestone
	<b>Scholtzia</b>													
	<i>involutrata</i>	Spiked Scholtzia	1.5	PkW	500	*		S			AuSp		*	Acidic soil. Well drained
	<b>Taxandria</b>													
	<i>linearifolia</i>	Swamp Peppermint	5	W	800		*	L,C,S-L	B		AuSp	*	*	Was Agonis
	<b>Templetonia</b>													
	<i>retusa</i>	Cockies' Tongues	3	R	400	*		Coastal	Bu		Awi		*	N-fixing. Tol. salt spray
	<b>Verticordia</b>													
	<i>densiflora</i>	Compacted Featherflower	1	Pk	400	*	*	S,C-L,G	Bu		Su		*	Light prune
	<i>plumosa ( c )</i>	Plumed Featherflower	1	Pk	500	*	*	S,C-L,G,Gr	Bu		Su		*	Light prune
	<b>Viminaria</b>													
	<i>juncea</i>	Swish Bush	4	Y/O	500		*	S,C	B		SpSu		*	Weeping. Vigorous. N-fix
	<b>Xanthorrhoea</b>													
	<i>preissii</i>	Grass Tree	4	CW	500	*		S,G,Gr	BBu		Sp		*	Very slow growing

**Legend:**

( c ) = Grown from cuttings

N-fixing = Nitrogen fixing potential

Fauna: B = Birds, Bu = Butterflies, P = Possums

Soils: S = Sand, L = Loam, C = Clay, G = Gravelly, Gr = Granite, S-L = Sandy Loam, SC = Sandy Clay

Rainfall figures should be read in conjunction with dry/moist site preference

Seasons (flowering): A=Autumn, Sp=Spring, Su=Summer, W=Winter

Colours Key :

Bl - Blue, Br - Brown, C - Cream, G - Green, O - Orange, Pk - Pink, Pu - Purple, R - Red, W - White, Y - Yellow.